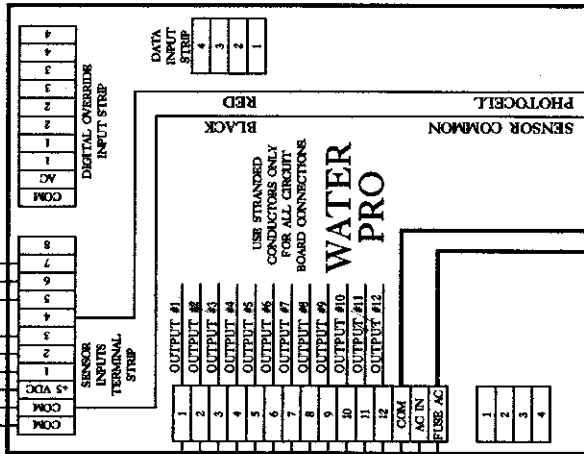

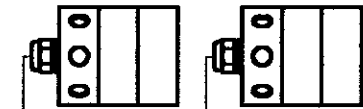


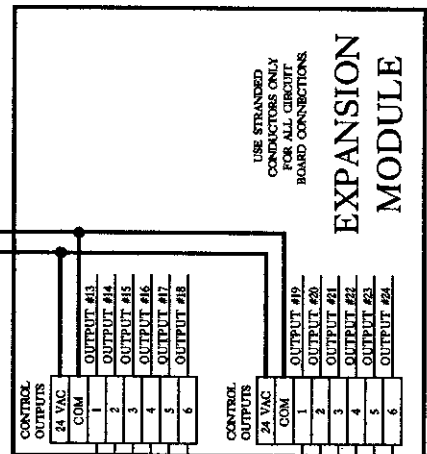
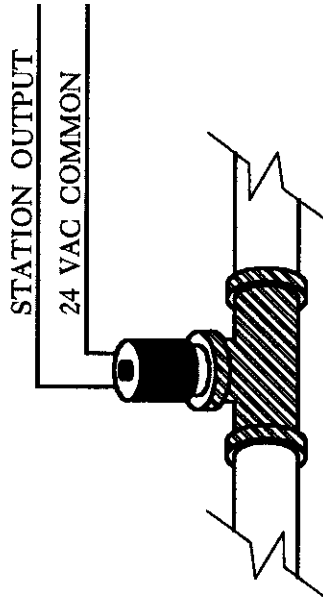
**ASPIRATED VPD SENSOR ZONE #1**  
 LOCATE SENSOR IN THE CENTER OF THE CONTROLLED AREA, AT BENCH OR CROP LEVEL, AWAY FROM DIRECT CONTACT WITH GREENHOUSE METAL POSTS AND MEMBERS.

**ASPIRATED VPD SENSOR ZONE #2 (OPTIONAL)**  
 LOCATE SENSOR IN THE CENTER OF THE CONTROLLED AREA, AT BENCH OR CROP LEVEL, AWAY FROM DIRECT CONTACT WITH GREENHOUSE METAL POSTS AND MEMBERS.



24 VAC, TRANSFORMER MACHINE TOOL RATED, 100VA MINIMUM RECOMMENDED

### TYPICAL VALVE CONNECTION



## WATER PRO SENSOR INPUTS/ VALVE OUTPUTS

**MICRO GROW GREENHOUSE SYSTEMS, INC.**

26111 Ynez Road, Suite C-4

Temecula, CA 92591

Phone 909.296.3340 Fax 909.296.3350

Project

**WATER PRO SENSOR INPUTS**

Drawn by  
JF

Date  
5/15/01

Distributor  
N/A

Order ID  
N/A

Page #  
1 of 1