

## Standard Crops

Please provide us with the following information for a FREE layout. Please try to complete this form as thoroughly as possible. Any missing data may delay in receiving a layout and may result in a less efficient layout.

### Project Information

|               |                  |                   |
|---------------|------------------|-------------------|
| Project ID    | Project Date     | Power Rate (kW/h) |
| Customer Name | Customer Contact |                   |
| Address       |                  |                   |
| City          | State            | Zip Code          |
| Phone         | Email            |                   |
|               |                  |                   |
| Dealer Name   | Dealer Contact   |                   |
| Phone         | Email            |                   |

### Structure Information

Building Type: (check one)

Greenhouse  Warehouse  Other

Roof Type: (check one)

Arch

Gothic

Gable



Partition between bays?  Yes  No

Is shade curtain in this space?  Yes  No

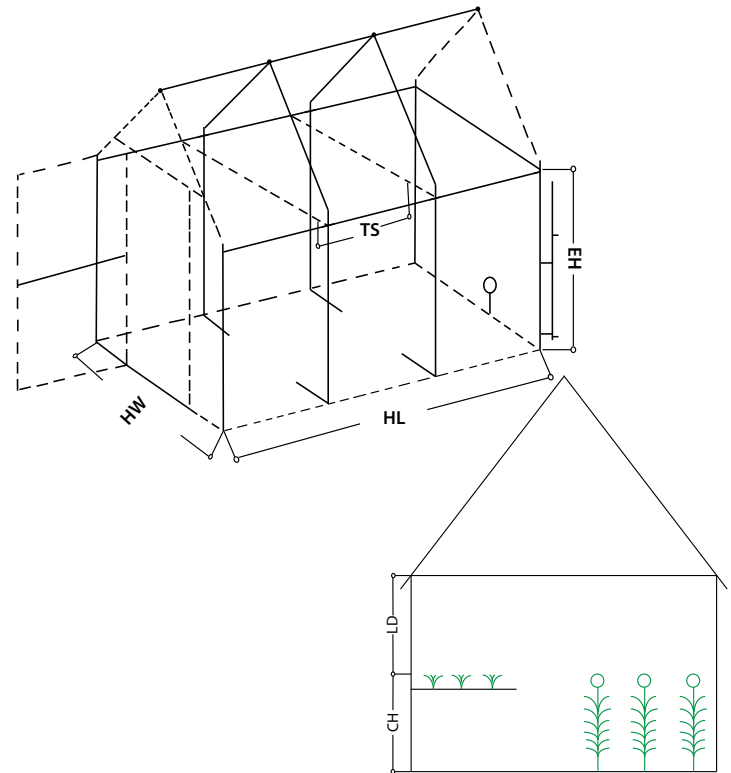
Are there any other obstacles?  Yes  No

If yes, please provide a sketch of the obstacles.

#### House Measurements

Example: 2 bays 100'w x 24'w x 10'h (Overall dimensions: 48' x 100' x 10')

|                  |                     |                  |                     |
|------------------|---------------------|------------------|---------------------|
| # of Ranges      | Bay Qty (House Qty) | Bay Length (HL)  | Bay Width (HW)      |
|                  |                     |                  |                     |
| Eave Height (EH) | Truss Space (TS)    | Crop Height (CH) | Light Distance (LD) |
|                  |                     |                  |                     |

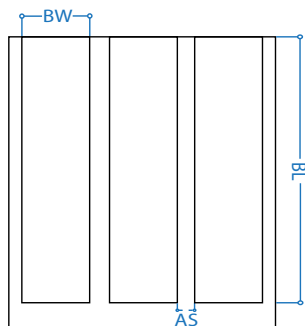


### Bed/Bench Layout

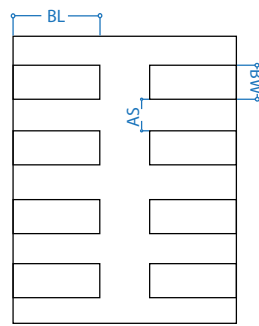
Bed/Bench Type (check one)

Stationary  Rolling Benches  Ground Beds


Orientation (check one)



Vertical



Horizontal



Other (please sketch)

#### Bench Measurements

|                      |                       |                  |
|----------------------|-----------------------|------------------|
| Bed/Bench Width (BW) | Bed/Bench Length (BL) | Aisle Space (AS) |
|                      |                       |                  |

#### Bench Quantity

|                           |  |
|---------------------------|--|
| Number of benches per bay |  |
| Total number of bays      |  |

## Standard Crops

### Crop Information

#### Crop Stage

- Crop: \_\_\_\_\_
- Seedlings
  - Liner Stage
  - Finish Stage
  - All Stages

### Light Requirements

#### Light Needs

- Primary Growing
- Supplemental
- Photoperiod Response
- Extended Day Length
  - Night Interruption

#### Desired Light Intensity

- Footcandles \_\_\_\_\_
- Micromoles \_\_\_\_\_
- Moles/Day \_\_\_\_\_
- Unsure: Please calculate based on crop needs and region

### Fixture Information

#### Bulb Type

- Sodium (HPS)
- Halide (MH)
- Other \_\_\_\_\_
- Please choose best bulb

#### Ballast Type

- |  |  |
|--|--|
| <input type="checkbox"/> Magnetic      | <input type="checkbox"/> Remote        |
| <input type="checkbox"/> Electronic    | <input type="checkbox"/> Attached      |
| <input type="checkbox"/> No Preference | <input type="checkbox"/> No Preference |

#### Remote Cord Length (for remote ballasts)

- 15ft cord (standard)
  - 25ft cord
- Other Option**
- Lens Required  Yes  No

#### Voltage






- 120v
- 208v
- 240v
- 277v
- 347v
- 480v
- Other \_\_\_\_\_

#### Uniformity Requirements

- Focus on fewest fixtures  
(may result in lower uniformity)
- Focus on high uniformity  
(will result in more fixtures)

#### Standard Plug Information

Note: All fixtures come with a standard 8' power cord.  
The following are standard plugs for each voltage.

| 120v  | 208/240v  | 277v  | 347v  | 480v   |
|---|---|---|---|--|
| standard plug   | standard plug   | twist lock plug   | wire leads  | wire leads   |
|  |  |  |  |  |

Special plug (please specify) \_\_\_\_\_

Submit Light Request Form To:  
International Greenhouse Company  
1644 Georgetown Road  
Danville, IL 61832  
Email: help@igcusa.com  
Phone: 888-281-9337  
Fax: 217-443-0611

#### For Internal Use Only

|            |           |
|------------|-----------|
| RL: _____  | W: _____  |
| CN: _____  | L: _____  |
| SL: _____  | um: _____ |
| Qty: _____ | AC: _____ |
| BID# _____ |           |