

NETAFIM™ Spray Stakes

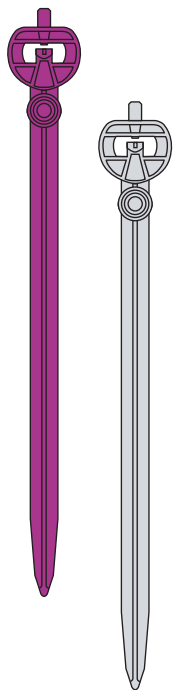


PCNL Spray Stake



Spray Stake

Product Advantages



PCNL Spray Stake

Improved Control of Water and Fertilizer

- Pressure Compensation (PC) assures the last container in the row gets the same amount of water as the first.
- Prevents overwatering. The check valve prevents water in the supply pipes from draining into the lowest plants after the valve shuts off.

Efficient Spray Patterns

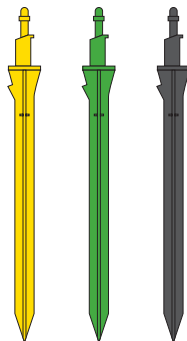
- Evenly wets the soil surface to maximize water retention.
- Misting nearly eliminated - prevents wind drift.

Simple, Durable Products

- Long life, highly resistant to sunlight, fertilizers and chemicals.
- Extremely reliable.
- Simple close-off mechanism.
- Simple construction.

Spray Stake

- Extremely economical unit.
- Super-simple, one-piece construction.
- Long life, highly resistant to sunlight, fertilizers and chemicals.
- Flow direction indicator reduces installation time.
- Evenly wets the soil surface to maximize water retention.
- Quick and easy to clean.
- Simple close-off mechanism.

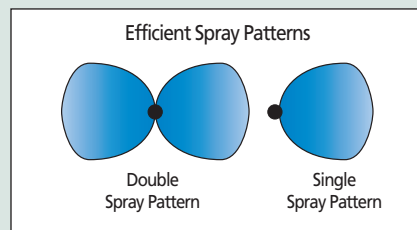


Product Selection

Pot Size	PCNL Spray Stake	Spray Stake
3 - 5 Gallons	Plum	Yellow
5 - 10 Gallons	Grey	Green
10 - 30 Gallons	Grey	Black

Efficient Operation

Netafim solutions for nursery containers are designed to wet the soil surface evenly to maximize water retention by the soil mix and evenly release liquid or timed-release fertilizers.



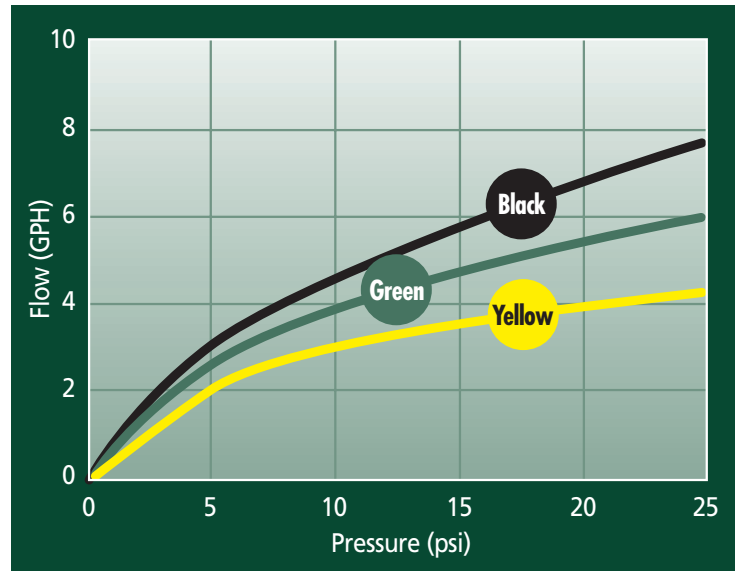
NETAFIM USA
5470 E. Home Ave. • Fresno, CA 93727
888.638.2346 • 559.453.6800
FAX 800.695.4753
www.netafimusa.com

Spray Stake Technical Information

Maximum Row Length

Stake	Spacing (inches)	PE Size (Nominal I.D.)			
		16mm .520" ID	1/2" .600" ID	3/4" .820" ID	1" 1.06" ID
Yellow	24	101'	135'	233'	371'
	36	137'	179'	305'	485'
	48	167'	215'	371'	583'
	72	221'	281'	485'	761'
	96	271'	343'	583'	911'
Green	24	81'	107'	187'	297'
	36	110'	143'	245'	389'
	48	135'	175'	299'	467'
	72	179'	227'	389'	611'
	96	215'	279'	471'	735'
Black	24	69'	91'	157'	251'
	36	92'	122'	209'	329'
	48	115'	147'	251'	399'
	72	149'	197'	329'	515'
	96	183'	239'	399'	623'

Flow Rate vs. Pressure



Actual Size

Zone Flow Chart (GPM)


Stake Color	Number of Spray Stakes									
	200	400	600	800	1000	1200	1400	1600	1800	2000
Yellow	11	22	33	43	54	65	76	87	98	109
Green	15	31	46	62	77	92	108	123	139	154
Black	20	40	60	80	100	119	139	159	179	199

Based on flow at an average of 15 psi.


Flow Rate (GPH)

psi	Spray Stake		
	Yellow	Green	Black
15	3.3	4.6	6.0
20	3.8	5.3	6.9
25	4.2	6.0	7.7

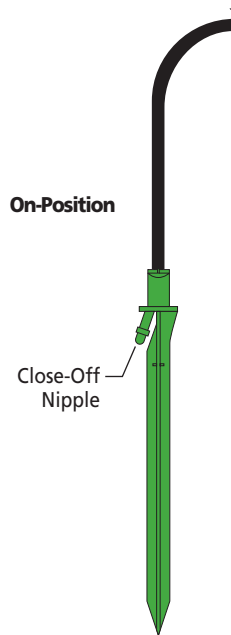
Specifications

Filtration:	120 Mesh
Operating Pressure:	15 - 25 psi
Stake Length:	4.12"
Tubing:	Flex PE 5/3 Black Flex PE 5/3 White
Spray Radius:	12" - 16"*
Spray Pattern:	160° 

*Spray radius determined with stake inserted to 50% of length.



Flow Direction Indicator
Quickly *see or feel* the flow direction to speed and simplify installation.




On-Position

Close-Off Nipple

The close-off nipple, located on side of the stake, avoids the problem of jamming dirt into the tube, a common occurrence with tip-mounted close-off nipples. It also gives a simple, highly visible cue that the stake is closed, not open.

Closed Position



PCNL Spray Stake Technical Information

Maximum Row Length

Stake	Spacing (inches)	Pressure (psi)	PE Size (Nominal I.D.)			
			16mm .520" ID	1/2" .600" ID	3/4" .820" ID	1" 1.06" ID
3.2 GPH (Plum)	24	25	108'	142'	244'	390'
		30	178'	236'	410'	656'
		35	196'	262'	454'	726'
		40	212'	282'	490'	786'
		45	226'	300'	522'	838'
3.2 GPH (Plum)	36	25	144'	186'	321'	507'
		30	240'	312'	540'	858'
		35	264'	348'	600'	948'
		40	285'	375'	648'	1026'
		45	303'	399'	690'	1092'
3.2 GPH (Plum)	48	25	176'	228'	388'	612'
		30	292'	380'	656'	1032'
		35	324'	420'	724'	1144'
		40	348'	456'	784'	1236'
		45	372'	484'	836'	1320'
3.2 GPH (Plum)	72	25	234'	300'	510'	798'
		30	384'	498'	858'	1344'
		35	426'	552'	948'	1488'
		40	462'	600'	1026'	1608'
		45	492'	636'	1092'	1716'
3.2 GPH (Plum)	96	25	280'	360'	616'	960'
		30	472'	608'	1032'	1616'
		35	520'	672'	1144'	1792'
		40	560'	720'	1240'	1936'
		45	592'	768'	1320'	2064'




Maximum Row Length

Stake	Spacing (inches)	Pressure (psi)	PE Size (Nominal I.D.)			
			16mm .520" ID	1/2" .600" ID	3/4" .820" ID	1" 1.06" ID
6.6 GPH (Grey)	24	25	68'	90'	154'	244'
		30	112'	148'	258'	412'
		35	124'	164'	284'	456'
		40	132'	176'	302'	492'
		45	142'	188'	324'	512'
6.6 GPH (Grey)	36	25	90'	117'	201'	318'
		30	150'	198'	339'	537'
		35	165'	219'	375'	594'
		40	180'	234'	405'	642'
		45	189'	249'	432'	684'
6.6 GPH (Grey)	48	25	112'	144'	244'	384'
		30	184'	240'	412'	648'
		35	204'	264'	456'	716'
		40	220'	284'	492'	776'
		45	232'	304'	524'	828'
6.6 GPH (Grey)	72	25	144'	186'	318'	498'
		30	246'	312'	540'	846'
		35	270'	348'	594'	936'
		40	288'	378'	642'	1008'
		45	306'	402'	684'	1074'
6.6 GPH (Grey)	96	25	176'	232'	384'	600'
		30	296'	384'	648'	1016'
		35	328'	424'	720'	1128'
		40	352'	456'	776'	1216'
		45	376'	488'	832'	1296'

Zone Flow Chart (GPM)

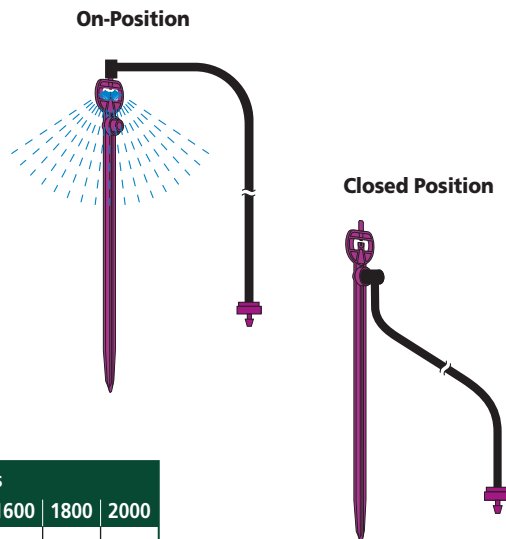
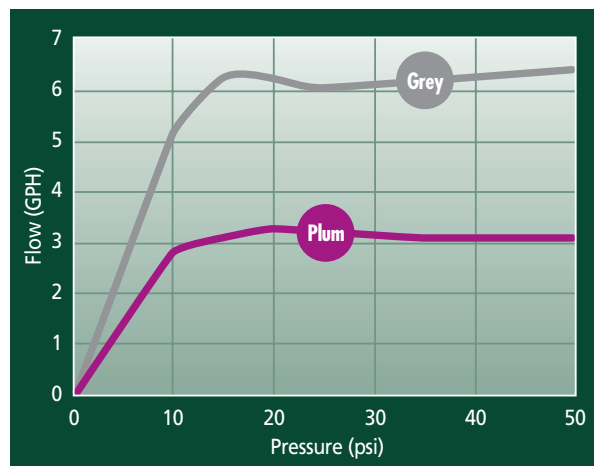
Stake Color	Dripper Color	Flow (GPH)	Number of PCNL Spray Stakes									
			200	400	600	800	1000	1200	1400	1600	1800	2000
Plum	Plum/Black	3.2	11	21	32	43	53	64	75	85	96	107
Grey	Orange/Grey	6.6	22	44	66	88	110	132	154	176	198	220

Specifications

Filtration:	120 Mesh
Operating Pressure:	22 - 55 psi
Stake Length:	7.25"
Tubing:	Flex PE 5/3 Black
Spray Radius:	8" - 10"*
Plum Stake Spray Pattern:	Single 160° 
Grey Stake Spray Pattern:	Single 160°  Double 

*Spray radius determined with stake inserted to 50% of length.

Flow Rate vs. Pressure






Actual Size

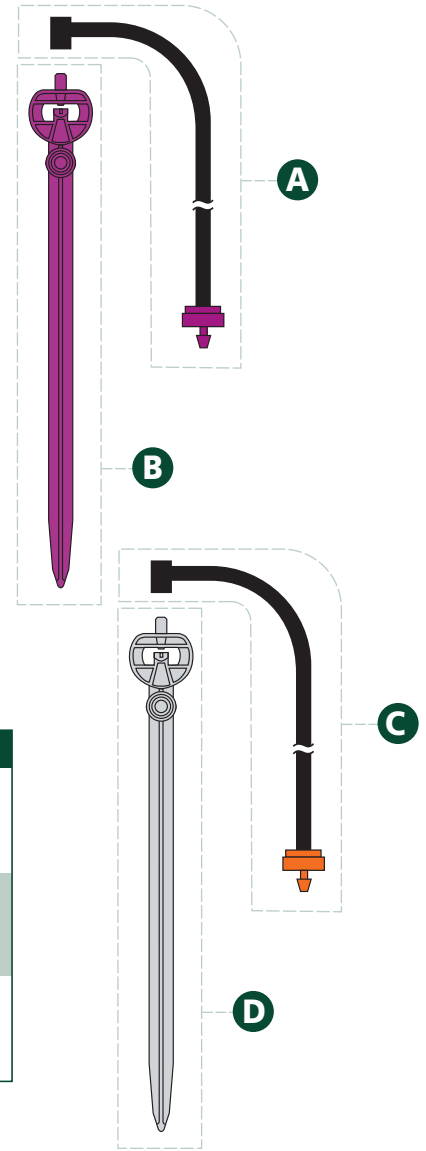
Ordering Information

PCNL Spray Stake Part Numbers

To order a Complete PCNL Spray Stake Assembly, include a Dripper Assembly and a PCNL Spray Stake.

		Code	Part Number	Description	Bundle Qty	Case Qty
Plum PCNL Spray Stake Assembly	Dripper Assembly	A	01PSD032-36B	Dripper Assembly includes 3.2 GPH Plum/Black Dripper, 5mm Elbow, Black Flex 5/3 PE Tubing, 36" Length	25	200
	PCNL Spray Stake	B	01PSDS-PL1-B	Plum PCNL Spray Stake 	50	1,000
Grey PCNL Spray Stake Assembly	Dripper Assembly	C	01PSD066-36B	Dripper Assembly includes 6.6 GPH Orange/Grey Dripper, 5mm Elbow, Black Flex 5/3 PE Tubing, 36" Length	25	200
	PCNL Spray Stake - Single Pattern	D	01PSDS-GY1-B	Grey PCNL Spray Stake for Single Pattern 	50	1,000
	PCNL Spray Stake - Double Pattern	D	01PSDS-GY2-B	Grey PCNL Spray Stake for Double Pattern 	50	1,000

*PCNL Drippers and Spray Stakes shown above were co-developed for optimum performance. Netafim recommends their use in the combinations illustrated in this chart.



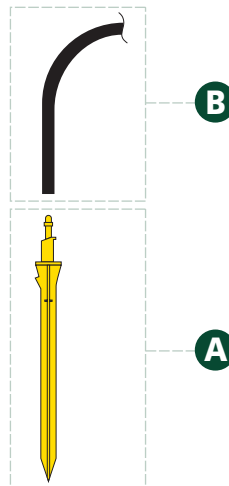
PCNL Spray Stake Components



Part Number	Description	Bag/Bundle Qty	Case Qty
01WPCJL12	Plum/Black PCNL Dripper, 3.2 GPH w/Barbed Inlet/Outlet	-	13,000
01WPCJL12-B	Plum/Black PCNL Dripper, 3.2 GPH w/Barbed Inlet/Outlet	250	-
01WPCJL12-B25	Plum/Black PCNL Dripper, 3.2 GPH w/Barbed Inlet/Outlet	25	-
01WPCJL25	Orange/Grey PCNL Dripper, 6.6 GPH w/Barbed Inlet/Outlet	-	13,000
01WPCJL25-B	Orange/Grey PCNL Dripper, 6.6 GPH w/Barbed Inlet/Outlet	250	-
01WPCJL25-B25	Orange/Grey PCNL Dripper, 6.6 GPH w/Barbed Inlet/Outlet	25	-
11002520-B	5mm Elbow	50	-
15FPE53	Flex PE 5/3 Black Tubing, .197" x .125", 3,000' Coil	-	-
15FPE53-36	Flex PE 5/3 Black Tubing, .197" x .125", 36" Length	25	-

Spray Stake Part Numbers

Part Number	Code	Description	Bundle Qty
01SSYL-B	A	Yellow Spray Stake - 3 GPH	100
01SSGN-B	A	Green Spray Stake - 5 GPH	100
01SSBK-B	A	Black Spray Stake - 7 GPH	100
15FPE53	B	Flex PE 5/3 Black Tubing, .197" x .125" 3,000' Coil	
15FPEW53	B	Flex PE 5/3 White Tubing, .197" x .125" 1,000' Coil	



Netafim USA - Delivering Total System Solutions for Greenhouse & Nursery

- Watering Systems • Dripperlines • Sprinklers • Filters • Foggers • Valves • Controllers



NETAFIM USA
 5470 E. Home Ave. • Fresno, CA 93727
 888.638.2346 • 559.453.6800
 FAX 800.695.4753
www.netafimusa.com