

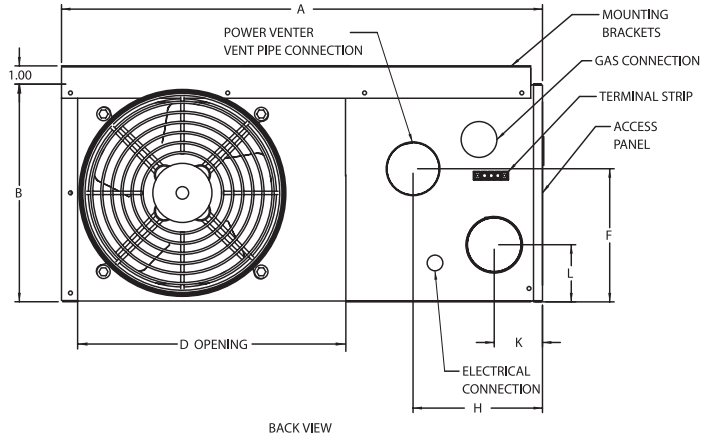
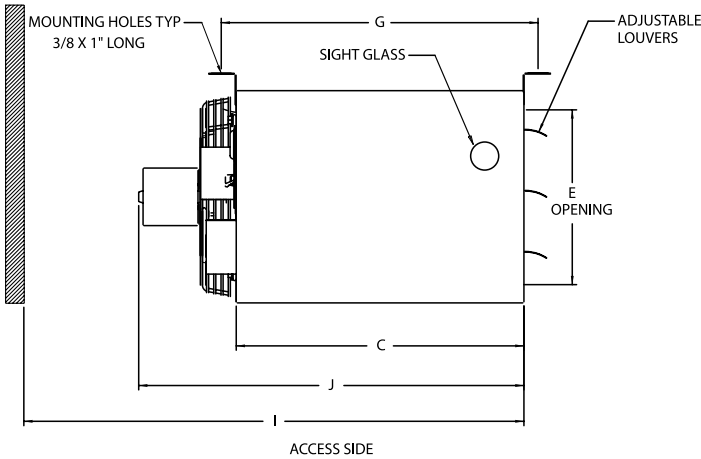


Certified for Residential and Commercial Use

SUBMITTAL DATA

separated combustion gas-fired unit heaters

model HDS



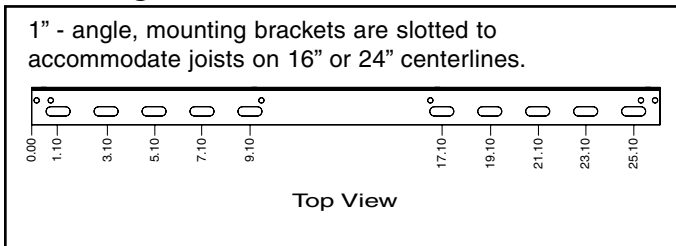
Performance

Models	HDS30	HDS45	HDS60	HDS75	
Btu/Hr Input	30,000	45,000	60,000	75,000	
Btu/Hr Output	24,000	36,000	48,000	60,000	
Entering Airflow (CFM)	505	720	990	1,160	
Outlet Velocity	523	749	653	769	
Air Temp. Rise (°F)	44	46	45	48	
Mounting Height (Max ft.)	10	10	12	14	
Heat Throw (ft.)	25	27	36	38	
Motor Data	Horsepower	1/25	1/15	1/12	1/12
	RPM	1,550	1,550	1,625	1,625
	Type	S.P.	S.P.	P.S.C.	P.S.C.
	Amps	1.5	2.4	1.2	1.2
Unit Total Amps	2.8	3.7	2.5	2.5	
Vent Connector Size (in.)	3	3	3	4	

Dimensions (inches)

Models	HDS30	HDS45	HDS60	HDS75
A	26.8	26.8	26.8	26.8
B	12.2	12.2	18.0	18.0
C	16.5	16.5	16.5	16.5
D	14.9	14.9	14.9	14.9
E	10.1	10.1	15.9	15.9
F	7.25	7.25	10.75	10.75
G	18.5	18.5	18.5	18.5
H	7.6	7.6	7.835	7.835
Gas Connection	1/2	1/2	1/2	1/2
I	34.5	34.5	34.5	34.5
J	22	22	25	25
K	2.74	2.74	3.15	3.15
L	3.19	3.19	5.55	5.55
Fan Diameter	10	10	14	14
Approx. Shipping Weight (lbs.)	55	60	80	85

Mounting



Clearances

Unit Side	Clearance To Combustible Materials	Recommended Service Clearance
Top and Bottom	1"	1"
Access Side	1"	18"
Non-Access Side	1"	1"
Rear	18"	18"
Vent Connector	4"	4"

Control Codes

Control System Description	Control Code No.	Service Voltage	Thermostat Voltage	Type of Gas
Single Stage, Hot Surface Ignition, 100% Shut-Off, Multiple Retry with Auto Reset from Lockout. - Utilizes a single-stage combination gas control with built-in ignition control. Gas is lit with a hot surface igniter on call for heat.	34 74	115V 115V	24V 24V	natural propane

- Ratings shown are for elevation up to 2000 feet above sea level (in Canada, refer to rating plate). For elevations above 2000 ft., ratings should be reduced by approximately 4% for each 1000 ft. above sea level.
- Mounting Height is measured from the **bottom** of the unit.
- Heat Throws are calculated at 65°F ambient and unit fired at full rated input. Throws for HDS30 and HDS45 are based on 8-foot mounting heights and at 10-foot heights for HDS60 and HDS75.
- S.P. = shaded pole, P.S.C. = permanent split capacitor